

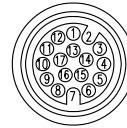
PIN	FUNCTION	COLOR
1	MOTOR U	YELLOW
2	MOTOR V	RED
3	MOTOR W	BLACK(20AWG)
4	Brake	BLACK(24AWG)
5	Brake	BLACK(24AWG)
6	NC	NC
≠	MOTOR PE ≠	YELLOW/GREEN



M17 7PIN

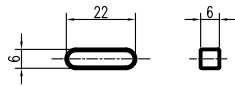
Power Connector

PIN	FUNCTION	COLOR	PIN	FUNCTION	COLOR
1	DC +5V	RED(28AWG)	10	/U	BROWN
2	GND	BLACK(28AWG)	11	V	WHITE/BLACK
3	A	BLUE/BLACK	12	/V	WHITE
4	/A	BLUE	13	NC	NC
5	B	GREEN	14	Z	YELLOW
6	/B	GREEN/BLACK	15	/Z	YELLOW/BLACK
7	KTY(+)	RED(26AWG)	16	W	GRAY/BLACK
8	KTY(-)	BLACK(26AWG)	17	/W	GRAY
9	U	BROWN/BLACK			

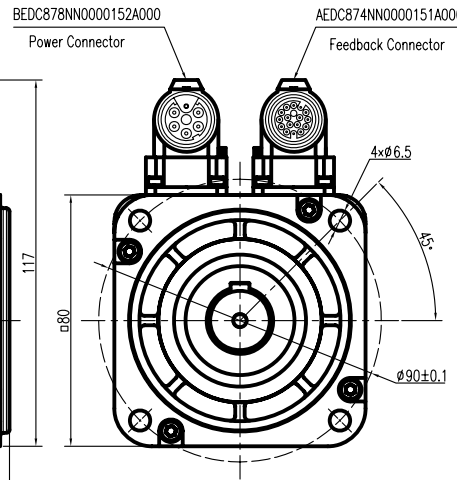
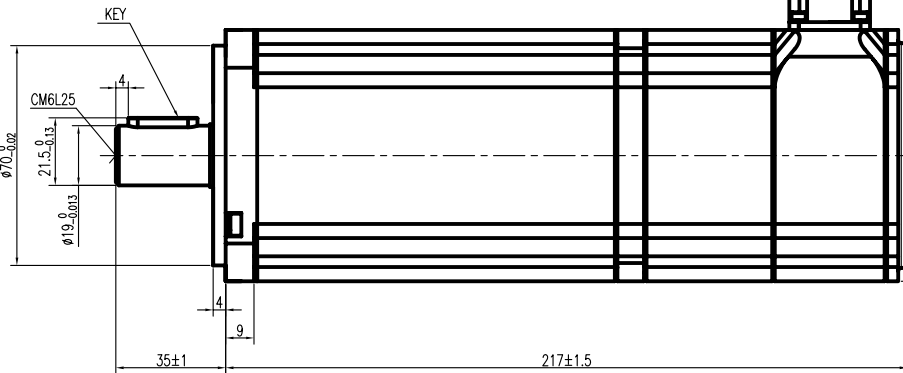


M17 17PIN

Feedback Connector



KEY

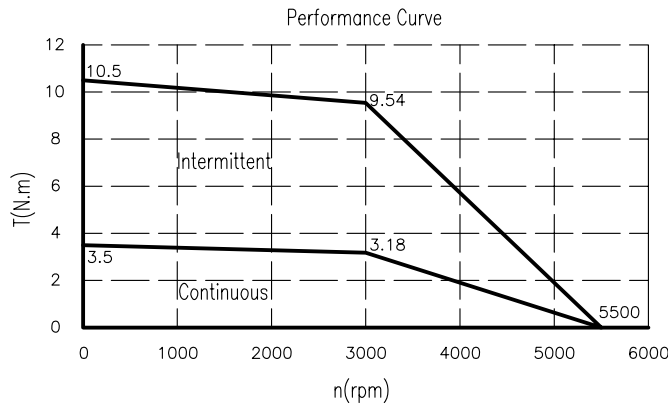


**Kinavo**® AC SERVO MOTOR  
SMH80-1003026EBC-30

W 1000	V 220
A 6.3	Nm 3.18
RPM 3000	Ins F IP65

Holding brake: 24V<sub>DC</sub> M=3.2Nm

Kinavo Servo Motor (Changzhou) Ltd.  
MADE IN CHINA  
S/N: K3BMK01YYDDNNNN



Brake Data	
Static friction	3.2N.m
Voltage	24VDC
Power	11.5w

Technical Data	
No. of poles	6
DC Link Voltage U <sub>DC</sub> (DC Link)	300
Rated Power P <sub>N</sub> (W)	1000
Rated Torque T <sub>N</sub> (N.m)	3.18
Rated Speed n <sub>N</sub> (rpm)	3000
Rated Current I <sub>N</sub> (A)	6.3
Maximum torque T <sub>m</sub> (N.m)	9.54
Maximum Current I <sub>m</sub> (A)	18.9
Standstill torque T <sub>s</sub> (N.m)	3.5
Standstill current I <sub>s</sub> (A)	6.93
Resistance line-line R <sub>L</sub> (Ω)	0.86
Inductance line-line L <sub>L</sub> (mH)	4.5
Electrical time constant τ <sub>e</sub> (ms)	5.23
Mechanical time constant τ <sub>m</sub> (ms)	0.89
Voltage constant K <sub>v</sub> (V/krpm)	34
Torque constant K <sub>t</sub> (Nm/A)	0.562
Rotor moment of inertia J <sub>m</sub> (Kg.cm <sup>2</sup> )	1.925
Max. voltage rising du/dt(KV/μs)	8
Insulation class	F
Max. radial force Fr(N)	335
Max. axial force Fa(N)	167.5
Weight(Kg)	4.6
Feedback device	2500p/rev incremental encoder TS6014N115
Temperature sensor	KTY84-130
Cooling method	Totally enclosed non-ventilated
protection level	IP65,shaft sealing IP54

Environmental conditions	Temperature	-20℃~40℃
	Humidity	Below 90%RH (No dewing)
Environment	Far away active gas,combustible gas,oil drop,ash.	
Installation altitude	UP TO 1000m:rated power, above 1000m:1.5% power decreasing per 100m,max.4000m	
Rating conditions	Mounting	Aluminum flange 255x255x6mm
	Temperature	60K housing temperature ring at 40℃ ambient

DESIGN	DATE	P/N.	K3.162.5129SS
REV	ECN NO.	DRN	APP'D
UNLESS OTHERWISE SPECIFIED TOLERANCES		MATERIAL	CONTR.
DECIMALS: ANGULAR:		CHECK	
.x	±0.5	APPD	
.xx	±0.25		
.xxx	±0.1	FIRST ANGLE PROJECTION	SCALE
UNIT: mm			SHEET OF
DO NOT SCALE DRAWING			
		TITLE	Outside Drawing
		USED ON	SMH80-1003026EBC-30
		DWG NO.	REV A
		KINAVO MOTOR	